

Deniz Aslan

Storia come omaggio

for Piano, Percussion, and Electronics

for Vertixe Sonora

2025

PERCUSSION SETUP

Instruments

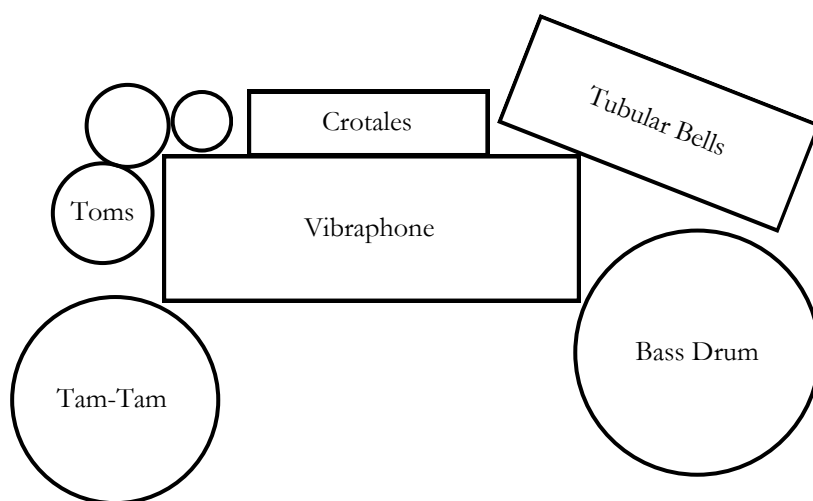
Vibraphone
Crotales
Bass Drum
Tam-Tam
Tubular Bells
3 Toms (3 Different Pitches)

Beaters

Medium Mallets
Hard Mallets
Bow
Rasping Stick
Super Ball
Snare Stick
Tubular Bells Hammer
Bass Drum Beater

SUGGESTED SETUP

While there are a small number of instruments used, there are moments when the percussion player needs to switch between them quickly and frequently. Therefore, a setup where the player is able to reach all the instruments without taking too many steps is ideal. Below is my humble suggestion.



PERFORMANCE NOTES

Accidentals apply to whole measure but occasionally some are written for convenience.

Vibraphone motors are always off.

All trills and tremolos are unmeasured and as fast as possible.

The length of fermatas are left to the performers, but not expected to be very long in general. Occasionally, an approximate duration is indicated above the signs.



Repeats are occasionally indicated with a number at the beginning of the repeated section. This indicates how many times in total the repeated section is played. If there is no indication, then it is repeated only once.

Percussion



Rub the beater (instead of beating) on the indicated surface. If the notehead is round, the instrument is to be beaten, even with a beater like super ball. Bowing is notated with a round notehead with the indication "arco" above.

Bass Drum


Bass Drum Beater



Bass Drum is notated on a single line.

Tom-toms

mallets




Tom-toms are notated on a 3-line staff, indicating the pitch of each tom.

Piano



Play the indicated note with a plastic card (like a credit card) vertically on the string. When indicated to be "as slowly as possible," try to play the indicated duration with only one sweep, playing it very slowly. An irregular, stalling sound is desired in this case.



Play the indicated note(s) with your fingernail(s), or a relatively hard object to pluck by plucking the string.

ELECTRONICS

The electronics are played by triggering the numerous sound files at the indicated moments on the score by an additional performer using a Max patch. The numbers indicate the corresponding scene on the patch. When the playback starts or stops is indicated with a Tape part on the score.

①

Crt. *pp*

Vib. *pp*

Pno. *pp*

Tape *pp*

NOTE ABOUT THE TITLE

This piece started as a revision of my 2020 piece, “Omaggio alla storia,” but became a complete overhaul in the process. While it contains some material from Omaggio, and the very ending is the same, in the context of this new composition, this shared material becomes almost a commentary on their initial use. Hence the name, a “story” of tribute; two completely different pieces converging at times, creating a meta-narrative on my compositional processes.

Omaggio alla storia

for piano, percussion and electronics

Deniz Aslan

♩ = 65 light and fluent but serious

Vibraphone
medium mallets

Vibraphone

Piano

Tape

Crotales
(medium mallets)

Crt.

Vib.

Pno.

Tape

A ♩ = 55 with more gravitas

Tubular Bells
(medium mallets)
tip of the mallet (ord.)

2

1

Crt. *pp* *mp* *mf* *mf*

Vib. *pp* *p* *p* *mf*

Pno. *pp* *mf* *p* *f*

Tape

T.B. *p* *mf*

Vib. *p* *pp*

Pno. *mp* *f* *sub. p* *pp*

Tape

3

Bass Drum
Bass Drum Beater

B

T.B. Hammer

take medium mallets and a bow

Tom-toms mallets

f

p

Pno.

Tape

4

B. Dr. mallets *mp*

Vibraphone arco

Tom-toms mallets

Vibraphone arco

Vibraphone arco *pp*

Pno.

Tape

5 6 7

B. Dr.

Vib.

Pno.

Tape

Tom-toms mallets

Vibraphone

Tom-toms

Crotales

butt of the mallet

w/ card

8 9

B. Dr.

Crt.

Pno.

Tape

Vibraphone arco

Tom-toms mallets tip of the mallet (ord.)

Vibraphone arco

40

10

11

B. Dr. *f*

Tom-toms mallets

Vib. *f* *mp*

Vibraphone butt of the mallet

Pno. *f* *mf* *f*

Tape

C ♩ = 90

45

12

T.B. *f*

Tubular Bells T.B. Hammers

Vib. *p*

hard mallets

Pno. *p*

Tape

13

Vib. 
Pno. 
Tape 

14

Vib. 
Pno. 
Tape 

15

Vib. 
Pno. 
Tape 

59

Vib. *ff* *mf* *pp*

Pno. *f* *pp* *mf*

Tape

62

Vib. 16 17 *f*

Pno. *f* *sub. pp* *f*

Tape

66

Vib. *mf* *mf*

Pno. *p* *mp*

Tape

♩ = 75

18

Tubular Bells
mallets

T.B.

Vib.

Pno.

Tape

68

68

68

68

f

f

fp

f

pp

f

8^{va}

butt of the mallet

7

8

3/4

4/4

3/4

3/4

4/4

3/4

3/4

4/4

3/4

71

T.B.

Vib.

Pno.

Tape

71

71

71

71

pp

mf

f

pp

ppp

p

mf

p

pp

ppp

8^{va}

5

6

3/4

4/4

2/4

3/4

4/4

2/4

3/4

4/4

2/4

D

75

T.B. *f* *mf* X3

Vib. Bass Drum Bass Drum Beater *p*

Pno.

Tape

81

T.B.

B. Dr.

Pno.

Tape

E

T.B. 86

B. Dr. 86

Pno. 86

Tape 86

T.B. 91

B. Dr. 91

Pno. 91

Tape 91

94 **X3** Bass Drum **F** ♩ = 55 **19** one hand super ball and rasping stick
one hand arco and snare stick

B. Dr. *mf*

Vib.

Pno.

Tape *pp*

20 **Crotales** rasping stick

B. Dr. *mf*

Crt. **Vibraphone** arco *p* **Crotales** snare stick *mf* **Vibraphone** snare stick *p*

Pno. *p* *f* *pp* *p* (dampened) *pp*

Tape

21

Perc. **Bass Drum** super ball *f* (super ball) *f*

Crt. **Tom-toms** mallets *f* 5 3 3

Pno. pick up card *f* w/ card *p* *f*

Tape 100

22

Perc. **Crotales** rasping stick as slowly as possible *pp* **Tam-tam** super ball *mf* **Crotales** rasping stick as slowly as possible *mf*

Crt. **Crotales** arco *pp* **Crotales** arco *f* **Crotales** arco *f*

Pno. ord (key) *mf* *f* *pp* (dampened) *p* *f*

Tape 105

23

109

B. Dr. *f*

Crt. *f* Tom-toms mallets

Pno. pick up card *f* *ff* *p* *f* w/ card

Tape 109

Tam-tam super ball *f*

G ♩ = 65 with movement

24

113

Perc. *mf* X3 Tam-tam rasping stick on the edge as slowly as possible

Crt. *mf* Crotales snare stick

Pno. ord (key) *pp* *p* *f* *ff*

Tape 113 *mf* *f*

25

Vibraphone rasping stick fast

Crotales arco *mf* *f*

117

Vibraphone
rasping stick
as slowly as possible

Tam-tam
rasping stick
on the edge
as slowly as possible

Vibraphone
rasping stick
as slowly as possible

Tam-tam
super ball

Perc. *mf* *mf* *f* *ff*

Crotales
snare stick

Tam-tam
snare stick

Crt. *mf* *mf*

Pno.

w/ card *p* *f* *f* *mf* *ff*

8 *ff*

Tape

117

26

Tam-tam
rasping stick
on the edge
as slowly as possible

Tam-tam
super ball

Tam-tam
super ball

Tam-tam
super ball

Perc. *f* *f* *f* *ff*

Pno.

w/ card *mf* *ff*

8

Tape

121

H ♩ = 75 very agile and a little playful

Vibraphone
motor off
4 soft mallets

27

124

Perc. *pp* *mp* *p* *ff*

Pno. *p* *ff*

Tape

I

28

127

Vib. *p* *ff* *mf*

Pno. *p* *f* *f*

Tape

29 ♩ = 120

Tom-toms

129

Vib. *mf* *f*

Pno. *sfz*

Tape

133 Tam-tam Tom-toms 30 Vibraphone

Perc. *f* *f* *mf* *p*

Pno. *ff* *sub. p*

Tape

136 Tom-toms 7-8"

Perc. *f* *p*

Pno. *f* *pp* *ppp*

Tape *f*

31 ♩ = 60 32

Vib. *f* *pp* *mf* *ff*

Pno. *f* *ffz* *mf*

Tape

, ♩ = 75

33

Vib. *pp* *mf* *pp*

Pno. *sfz* *sfz* *mf* *p* *pp* *p* *pp*

Tape

A tempo ♩ = 60

Crotales
(soft mallets)

34

Vib. *mf* *pp* *sfz*

Pno. *f* *pp* *ff* *p* *ff*

Tape

Perc. *mf*

Pno. *mf* *ff*

Tape

Vibraphone

(soft mallets)

♩ = 120

150

Vib. *sub. p* *mf*

Pno. *sub. p* *p* *fp*

Tape

153

Vib. *pp* *pp*

Pno. *mf* *p* *pp*

Tape

35 ♩ = 60

155

Vib. *f* *p* *f*

Pno. *pp* *f* *p* *ffz*

Tape

36 ♩ = 75

Vib. 157 *sub. p* *mp* *mp*

Pno. 157 *p* *mp* *mp*

Tape 157

Vib. 159 *p* *f*

Pno. 159 *p* *f*

Tape 159

37

Vib. 161 *pp* *f* *ff*

Pno. 161 *pp* *f* *sub. p* *f*

Tape 161 *ffz* *p* *mf*

163

Vib. *mf*

Pno. *p* *sfz*

Tape

$\bullet = 120$

165

Vib. *f* *ff*

Pno. *f* *ff* *mf*

Tape

168

Vib. *ff* *f*

Pno.

Tape

J ♩ = 45 very expressive and heavy

39 40

Vib. 170 *pp* *ppp*

Pno. 170 *p* *ppp*
ff *mp*

Tape 170

41 42

Vib. 174 **Tubular Bells**
hard mallets
sfz *sfz* *sfz* *mf* *f* *f*

Pno. 174 *ff*
8^{vb} sfz

Tape 174

178 **Hold until the sound dies.**

T.B. 178 *sfz*

B. Dr. 178 **Bass Drum**
Bass Drum Beater
sfz *sfz* *p*

Pno. 178

Tape 178

n